

Letter from the (new) Superintendent

Welcome everyone to the 2024-2025 school year! It is hard to believe the summer has flown by this fast. I hope all our students and families enjoyed their summer vacations and activities. It is time to start thinking about school activities all over again!

Our first day of school will be Monday, August 19 with the class times remaining the same: elementary classes from 8:00-3:20 and secondary classes from 8:10-3:25. We also look forward to seeing everyone at our open house on Thursday, August 15 from 5:00-7:00. The PTC in conjunction with Thrivent Action Team will be serving a pizza supper that evening starting at 5:00. We will also be having our elementary Title 1 informational meeting that night at 5:30 and our secondary Handbook Changes informational meeting at 6:00.

I would like to welcome our newest staff members for this upcoming school year. Our new Secondary English teacher is Rowena Penascosas. In the K-12 music role will be Renee Munsen. We also welcome back Christine Gualke, who joined us mid school year last year. Please take the time to welcome these great new individuals into our school family!

Finally, thank you to all our families for entrusting our wonderful staff with your children this upcoming school year. Our team of caring and excellent educators look forward to working with everyone of our kids, as well as our families. Let's have a great 2024-2025 school year!

Upcoming events:

August 14	Staff In-service (7:45-3:00)
August 15	Staff In-service (7:45-3:00)
	Open House (5:00-7:00)
August 19	First day of school
August 23	Early dismissal (1:30) for staff in-service
August 30	No School for Labor Day

White Lake School District 2024-2025 School Year Bussing Accommodation

This is the route order for Fall Semester. The route will be inverted for Spring Semester.

<u>Driver:</u>		<u>Cell Phone#</u>
Jim Miller (South Route)		605-680-2376
Bryce Petersen (North Route)		605-770-7198
Will Gottlob (substitute driver)		605-421-0222
Trevor Schmidt (substitute driver)		605-412-6106

<u>Morning Route</u>		
<u>South Route</u>	<u>Pick up Time</u> <u>Leave @6:30</u>	<u># of kids</u>
Josh and Katie Mohnen	6:40	2
John and Tory Mohnen (Mon/Wed)	6:45	2
Jane and Reid Suelflow	6:55	3
Scott and Chantelle Kirsch	7:05	1
Ben and Brianna Bogenhagen	7:15	3
Ben and Calsie Donker	7:30	2
<u>North Route</u>	<u>Pick up Time</u> <u>Leave @7:00</u>	<u># of kids</u>
Matt and Emily Gillen	7:15	2
Cory and Brandy Farley	7:35	3

<u>Afternoon Route</u>		
<u>South Route</u>	<u>Drop off Time</u> <u>Leave @3:30</u>	<u># of kids</u>
Josh and Katie Mohnen	3:40	2
Ben and Lilly Konechne	3:45	1
Jane and Reid Suelflow	3:55	3
Scott and Chantelle Kirsch	4:05	1
Ben and Brianna Boenhagen	4:15	3
Ben and Calsie Donker	4:30	2
Seth and Kim York	4:35	2
Jerry and Stephanie Hettinger	4:40	2
Brooklyn and Ross Keiffer	4:45	1
<u>North Route</u>	<u>Drop off Time</u> <u>Leave @3:30</u>	<u># of kids</u>
Austin Toupal and Audry Chapman (w/ dad)	3:40	2
Justin and Annie Johnson	3:50	2
Greg and Emily Moeller	3:55	2
Matt and Emily Gillen	4:10	2
Rachel and Steven Steichen	4:15	2
Cory and Brandy Farley	4:30	3

TIDBITS

HOT LUNCH/BREAKFAST

HOT LUNCH APPLICATIONS ARE ATTACHED IN THIS NEWSLETTER. (If you need assistance in filling it out, please feel free to stop by Lori's office). ALL HOT LUNCH APPLICATIONS ARE DUE AS SOON AS POSSIBLE.

Prices did change this year...

**Breakfasts are \$2.25 for PreK-12 students and \$3.25 for adults;
Lunches are \$3.25 for PreK-5 students; \$3.50 for 6-12 students; and \$5.25 for adults.**

Reduced rate is \$.30 for breakfast and \$.40 for lunches.

White Lake School District #1-3						
2024-2025						
Breakfast & Lunch Prices for Each Month per Student						
		Breakfast		Lunch		
		Reduced	Full Price PK-12	Reduced	Full Price PK-5	Full Price 6-12
Month	Days	\$ 0.30	\$ 2.25	\$ 0.40	\$ 3.25	\$ 3.50
August	9	\$ 2.70	\$ 20.25	\$ 3.60	\$ 29.25	\$ 31.50
September	20	\$ 6.00	\$ 45.00	\$ 8.00	\$ 65.00	\$ 70.00
October	21	\$ 6.30	\$ 47.25	\$ 8.40	\$ 68.25	\$ 73.50
November	17	\$ 5.10	\$ 38.25	\$ 6.80	\$ 55.25	\$ 59.50
December	15	\$ 4.50	\$ 33.75	\$ 6.00	\$ 48.75	\$ 52.50
January	19	\$ 5.70	\$ 42.75	\$ 7.60	\$ 61.75	\$ 66.50
February	17	\$ 5.10	\$ 38.25	\$ 6.80	\$ 55.25	\$ 59.50
March	21	\$ 6.30	\$ 47.25	\$ 8.40	\$ 68.25	\$ 73.50
April	20	\$ 6.00	\$ 45.00	\$ 8.00	\$ 65.00	\$ 70.00
May	10	\$ 3.00	\$ 22.50	\$ 4.00	\$ 32.50	\$ 35.00
Totals	169	\$ 51.00	\$ 382.50	\$ 68.00	\$ 552.50	\$ 595.00

If your child has any allergies to food products OR any Special Diet, we need to have you complete a form from the State that is mandatory to have in their permanent file. The form is available in Lori's office; OR will be part of the handbook.

We do have students allergic to peanuts/nuts.

The Lunchroom area is PEANUT FREE during school hours.
Therefore if you pack a breakfast or lunch for your child(ren),
peanut butter sandwiches or ANYTHING with peanuts/nuts is
prohibited.

Also, please be aware of this when you are providing snacks.

REGISTRATION INFORMATION

Registration information will be available at the Open House on Thursday, August 15th from 5-7 pm. Stop in and grab your paperwork, meet staff, and bring your supplies to put in your desk/locker.

FAMILY/SINGLE ACTIVITY PASSES

Family passes for activities may be purchased again this year for \$75.00; and single passes are available for \$40. White Lake Senior Citizens (65 or older) may get a free pass.

Admission Fee for sporting events is \$6.00 for Adults and \$4.00 for students.

BUS SERVICE

Bus service will be provided again this year. A schedule is enclosed in this newsletter.

PARENT PORTAL

Parent portals are available again this year. If you have signed up in previous years, you do not have to re-apply. However, if you wish to sign up, contact Matt Doering at 249-2251.

HOMECOMING

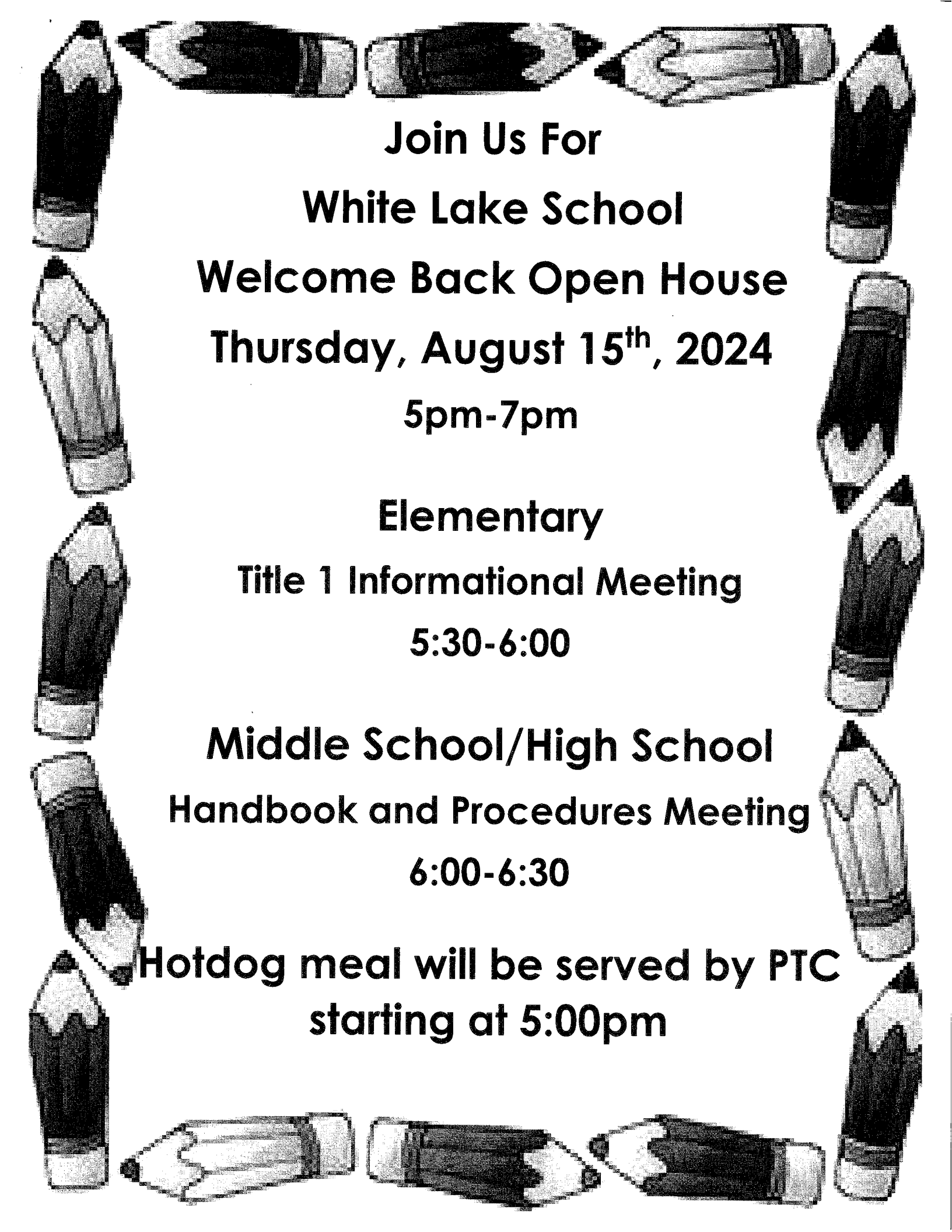
Homecoming is scheduled for Friday, September 13th, 2024. **More details will be published after the Student Council members meet.**

HIGHLY QUALIFIED TEACHERS

Parents may request information regarding the professional qualifications of their children's classroom teachers. The District will provide a response to the parents' request in a timely manner. The request can be made to the building principal or superintendent. Parents may be provided timely notice that their children have been assigned or have been taught for four or more consecutive weeks by teachers who are not highly qualified. If a parent makes a request for this information, the district will provide: *Whether the teacher has met state qualifications and licensing criteria for the grade levels and subject areas in which the teacher provides instruction; *Whether the teacher is teaching under "authority to act" status; *The Baccalaureate degree major of the teacher and any other graduate certification or degree held by the teacher and the field of discipline of the certification or degree; *Whether the child is provided services by paraprofessionals and, if so, their qualifications. The notice and all information provided to parents will be in an understandable and uniform format and, to the extent practicable, provided in a language that the parents can understand.

PARENTAL INVOLVEMENT

Title I, 21st Century, and REAP (Rural Education) Grants require parental input for the goals, objectives, and activities of the grants. We are constantly seeking input from parents about the actual "running" of these grants. We explain the grants to the Board of Education and to all visitors who attend Board of Education Meetings, we have teachers and teacher aides who have children in school; but we need your ideas. Please call if you would like to be part of the planning team for these grants.

A decorative border of various colored pencils surrounds the text. The pencils are arranged in a rectangular frame, with some pointing towards the center and others pointing outwards. The colors include dark blue, light blue, and white.

Join Us For
White Lake School
Welcome Back Open House
Thursday, August 15th, 2024

5pm-7pm

Elementary

Title 1 Informational Meeting

5:30-6:00

Middle School/High School
Handbook and Procedures Meeting

6:00-6:30

Hotdog meal will be served by PTC
starting at 5:00pm

White Lake After School Program Grades K-5

- ✓ The purpose of the After School Program is to provide homework assistance.
- ✓ Enrollment form (Located in Back to School packets) must be signed and returned before attending.
- ✓ Will begin Tuesday, Sept. 3
- ✓ 3:20-5:00pm Mondays, Tuesdays, Thursdays
(Wednesdays will be reserved for the S.T.E.P.S program)
- ✓ Students must be picked up (if not allowed to walk home) BY 5:00pm-
 - A late fee of \$5 will be charged for any child picked up more than 5 minutes late; \$10 for more than 15 minutes late.
- ✓ ****NOTICE CHANGE: Daily cost is \$5/child**
(Free/reduced rates apply for qualified families. Reduced rates also apply for multiple children from one household.)




Beginning band meeting!

4th grade parents and students:

- We will be having our beginning band meeting, where your students can pick out their instrument on Wednesday, August 14th at 7:30pm. A representative from Poppler's music in Sioux Falls will be at the school from 7:30 – 8:30 pm. You will be able to either set up a rental plan with him or purchase your instrument right there. Also, if you would like to choose your instrument before and have him bring it out to you on Wednesday night here is a website you can go to :
<https://www.popplersmusic.com/popplers-lease-to-own-instrument-plan/>
- I am looking forward to meeting all of you and getting the students started in band!

Renee Munsen



PICTURE DATE

is planned for

Tuesday, September 10th, 2024

For all students in PreK through 11th grade as
well as staff


(younger siblings are also welcome)

Mark's Photography will be here mid morning
(when they get done with Kimball).

We realize this is Homecoming week but this
is the date that worked with
everyone's calendar.

**More information will be coming when
we get closer to the day.**

Mark's Photography



August 2024 - White Lake School Menu

Sun	Mon	Tue	Wed	Thu	Fri	Sat
				1	2	3
4	5	6	7	8	9	10
11	12	13	14	15	16	17
18	19	20	21	22	23	24
25	26	27	28	29	30	31

Breakfast Pizza, Pears,
Orange Juice

Hot Dogs, Baked Beans,
Apples

Cereal Bar, Bananas

Chicken A La King over
Mashed Potatoes, Peas,
Peaches, Dinner Roll

Scrambled Eggs,
Toast, Oranges

BBQs, Corn, Applesauce

Sweet and Sour Chicken
over Rice, Broccoli, Pine-apple

Breakfast Burrito,
Peaches

Cheese Omelet, Toast,
Orange Juice, Apples

Biscuits and Gravy,
Bananas

French Toast Sticks,
Apples, Orange Juice

Cereal, Muffins,
Applesauce

Pizza, Carrots, Pears

Beef Tacos, Corn,
Oranges

Pizza Patties, Baked
Beans, Bananas

Hamburgers, Sweet
Potato Fries, Peaches

Tater Tot Hot Dish,
Green Beans, Pears,
Dinner Roll

Chicken Strips, Green
Beans, Apples, Dinner Roll

September 2024 Menu—White Lake School District 1-3

Sun	Mon	Tue	Wed	Thu	Fri	Sat
1	2	3	4	5	6	7
No School — Labor Day	Pancake On A Stick, Bananas, Orange Juice	Biscuit Breakfast Sandwich, Applesauce	Deli Subs, Baked Beans, Cole Slaw, Watermelon	Frudels, Oranges	Yogurt, Granola, Toast, Fruit	
	Chicken Wraps, Broccoli, Oranges			Hamburger Steak, Mashed Potatoes, Green Beans, Pears, Dinner Roll	Stromboli, Carrots, Pears	
8	9	10	11	12	13	14
Coffee Cake, Watermelon on or Muskmelon	Pancakes, Apples	Cereal Bar, Applesauce	Egg Muffins, Toast, Orange Juice, Bananas	Chicken Parmesan Sandwiches, Baked Beans, Apples	Donuts, Apples, Orange Juice	
Hot Ham & Cheese Sandwiches, Peas, Oranges	BBQ Pork Sandwiches, Carrots, Grapes		Lasagna, Breadstick, Green Beans, Bananas		Beef Taco Salad, Corn, Fruit Cocktail	
15	16	17	18	19	20	21
French Toast Bake, Strawberries	Breakfast Pizza, Oranges, Orange Juice	Cornbread, Bananas	Patty Melt, Green Beans, Oranges	Cereal, Muffins, Pears	Long Johns, Apples, Orange Juice	
Spaghetti, Meat Sauce, Breadstick, Carrots, Applesauce	Mr. Ribb Sandwiches, Corn, Pears			Baked Potato with Toppings, Apples, Dinner Roll	Chicken Patty on a Bun, Carrots, Bananas	
22	23	24	25	26	27	28
Pancakes, Pears	Coffee Cake, Orange Juice, Oranges	Biscuits and Gravy, Bananas	Pop Tarts, Apples, Orange Juice	Cereal Bar, Apples	Footlongs, Baked Beans, Chips, Bananas	
Chicken Nuggets, Green Beans, Peaches	Pizza, Corn, Pears	Chicken Alfredo, Breadstick, Broccoli, Apples	Ham, Cheesy Hashbrowns, Peas, Pineapple, Dinner Roll			
29	30					
Cheese Omelet, Toast, Applesauce	Hot Ham and Cheese, Corn, Pineapple					

August 2024 Activities—WJL School

Sun	Mon	Tue	Wed	Thu	Fri	Sat
				1	2	3
4	5	6	7	8	9	10
11	12	13	14	15	16	17
			Teacher Inservice	Teacher Inservice		
				Open House for parents/ students from 5-7 pm/ pizza supper		
18	19	20	21	22	23	24
	FIRST day of classes				Football vs. DeSmet at Kimball-7 pm	
					Early dismissal – 1:30 pm	
25	26	27	28	29	30	31
		VB vs. Miller at White Lake		VB at Gregory	Football at Redfield-7 pm Cross Country Invite at Winner-10 AM	VB Tournament at Parkston
					NO SCHOOL	


September 2024 Activities—WL School

	Sun	Mon	Tue	Wed	Thu	Fri	Sat
1		2 NO SCHOOL— LABOR DAY	3 VB at Ethan MCM Cross Country Invite- 10 AM	4 FIRST DAY for Religion Release Classes	5 VB vs. Burke at WL	6 Augie Twilight Cross Country at Sioux Falls -6 pm	7
8		9 WL Coronation— 7:30 pm	10 Cross Country at Scotland-4 pm	11	12 VB vs. TDA at WL	13 FB at Kimball vs. Platte/Geddes-7 pm (HOMECOMING) WL parade at 2 pm	14 VB Tournament at Philip Nike Heartland Cross Country-9:30 AM
15		16 Auditions for "On The Road to Bremen Town" for grades K-8 starting right after school	17 Birth-5 screening at 1 pm in the WL gym "On the Road" rehearsal	18 "On the Road" rehearsal	19 VB at Winner Cross Country Invite at Chamberlain-2:30 pm "On The Road" rehearsal	20 Football vs. Bon Homme at Kimball-7 pm "On The Road" Rehearsal- Early Dismissal-1:30 pm	21 Cavalier Clash VB Tournament at Tyndall On the Road To Bremen Town Performance
22		23 Bon Homme Cross Country Invite at Tyndall-2 pm	24 VB vs. Corsica/ Stickney at Corsica	25 MVP Cross Country - 2 pm	26 VB at Wagner	27 Cross Country Invite at Rapid City-1 PM (MST) FB BYE WEEK	28
29		30 Cross Country Invite at Miller-2 pm					

2024 KWL FALL SPORTS

2024 Kimball/White Lake Volleyball Schedule

<u>Date</u>	<u>Opponent</u>	<u>Location</u>	<u>Time</u>
8/27/2024	Miller	White Lake	6:30 PM
8/29/2024	Gregory	Gregory	6:30 PM
8/31/2024	Parkston Tournament	Parkston	TBA
9/3/2024	Ethan	Ethan	6:30 PM
9/5/2024	Burke	White Lake	6:30 PM
9/12/2024	T-D-A	White Lake	6:30 PM
9/14/2024	Philip Tournament	Philip	TBA
9/19/2024	Winner	Winner	6:30 PM
9/21/2024	Cavalier Clash	Bon Homme	TBA
9/24/2024	Corsica-Stickney	Corsica	6:30 PM
9/26/2024	Wagner	Wagner	6:30 PM
10/3/2024	Hanson	White Lake	6:30 PM
10/8/2024	Chamberlain	Chamberlain	6:30 PM
10/12/2024	Northwestern Tournament	Northwestern	TBA
10/15/2024	MVP	Plankinton	6:30 PM
10/17/2024	Sanborn Central/Woon.	Kimball	6:30 PM
10/21/2024	ACDC	Dakota Christian	6:30 PM
10/22/2024	Platte-Geddes	Kimball	6:30 PM
10/25/2024	Wessington Springs	Wessington Springs	6:30 PM
10/28/2024	Colome	Kimball	6:30 PM
11/4/2024	Regions	TBD	TBD
11/5/2024	Regions	TBD	TBD
11/7/2024	Regions	TBD	TBD
11/12/2024	SoDak 16	TBD	TBD
Nov. 21-23	State Volleyball	Sioux Falls	TBD




2024 Kimball/White Lake Football Schedule

<u>Date</u>	<u>Opponent</u>	<u>Location</u>	<u>Time</u>
8/23/2024	De Smet	Kimball	7:00 PM
8/30/2024	Redfield	Redfield	7:00 PM
9/6/2024	Parkston	Parkston	7:00 PM
9/13/2024	Platte-Geddes (Homecoming)	Kimball	7:00 PM
9/20/2024	Bon Homme	Kimball	7:00 PM
9/27/2024	Bye Week		
10/4/2024	Stanley County	Ft. Pierre	7:00 PM
10/11/2024	Gregory	Gregory	7:00 PM
10/18/2024	Wolsey-Wessington (Senior Night)	Kimball	7:00 PM
10/24/2024	1st Round Playoffs	TBD	TBD
10/31/2024	Quarter-Finals	TBD	TBD
11/8/2024	Semi-Finals	TBD	TBD
Nov. 14-16	State Championship	Vermillion	TBD

2024 Kimball/White Lake Cross Country Schedule

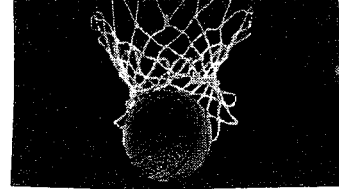
<u>Date</u>	<u>Location</u>	<u>Time</u>
8/30/2024	Winner Invite (JV/V)	10:00 AM
9/3/2024	MCM Invite (JV/V)	10:00 AM
9/6/2024	Augie Twilight (JV/V)	6:00 PM
9/10/2024	Scotland Invite (ALL)	4:00 PM
9/14/2024	Nike Heartland (JV/V)	9:30 AM
9/19/2024	Chamberlain Invite (ALL)	2:30 PM
9/23/2024	Bon Homme Invite (JV/V)	2:00 PM
9/25/2024	MVP Invite (MS)	2:00 PM
9/27/2024	Rapid City Invite (JV/V)	1:00 PM (MST)
9/30/2024	Miller Invite (MS)	2:00 PM
10/3/2024	Burke Invite (JV/V)	4:00 PM
10/5/2024	Highmore Invite (MS)	10:00 AM
10/10/2024	Ethan-Parkston Invite (JV/V)	4:00 PM
10/16/2024	Scotland (Regions)	2:00 PM
10/26/2024	State Cross Country- Rapid City	TBA



2024-2025 KWL WINTER SPORTS


2024-25 Kimball/White Lake Girls Basketball Schedule

Date	Opponent	Location	Time
12/6/2024	Hanson	White Lake	6:30 PM
12/10/2024	Parkston	White Lake	6:30 PM
12/13/2024	Burke	White Lake	6:30 PM
12/17/2024	Platte-Geddes (DH)	Kimball	4:00 PM
12/28/2024	Huron Classic	Huron	TBA
1/2/2025	Chamerlain (DH)	Chamberlain	6:30 PM
1/4/2025	Sacred Hoops Classic	Mitchell	TBA
1/7/2025	T-D-A (DH)	Kimball	4:00 PM
1/9/2025	Colome (DH)	Colome	4:00 PM
1/14/2025	Sanborn Central/Woon. (DH)	Sanborn	4:00 PM
1/16/2025	Gregory	Gregory	6:30 PM
1/21/2025	Bridgewater-Emery	White Lake	6:30 PM
1/24/2025	Mt.Vernon/Plankinton	Plankinton	6:30 PM
1/28/2025	Bon Home (DH)	Tyndall	5:15 PM
1/30/2025	Kadoka	Kadoka	6:30 PM
2/4/2025	Wolsey-Wessington (DH)	Kimball	4:00 PM
2/7/2025	Ethan (DH)	Kimball	4:00 PM
2/11/2025	Corsica-Stickney	Corsica	6:30 PM
2/18/2025	Wessington Springs (DH)	Wessington Springs	5:15 PM
2/20/2025	ACDC (DH)	Kimball	4:00 PM
Feb. 24, 25, & 27	Regions	TBD	TBD
3/6/2025	SoDak 16	TBD	TBD



2024-25 Kimball/White Lake Boys Basketball Schedule

Date	Opponent	Location	Time
12/12/2024	Mt.Vernon/Plankinton	Plankinton	6:30 PM
12/17/2024	Platte-Geddes (DH)	Kimball	4:00 PM
12/19/2024	Mitchell Christian	Mitchell	6:30 PM
12/31/2024	Hanson	White Lake	6:30 PM
1/2/2025	Chamberlain (DH)	Chamberlain	6:30 PM
1/3/2025	McCook Central/Montrose	White Lake	6:30 PM
1/7/2025	T-D-A (DH)	Kimball	4:00 PM
1/9/2025	Colome (DH)	Colome	4:00 PM
1/14/2025	Sanborn Central/Woon. (DH)	Sanborn	4:00 PM
1/17/2025	Corsica-Stickney	White Lake	6:30 PM
1/23/2025	Gregory	Kimball	6:30 PM
1/28/2025	Bon Homme	Tyndall	5:15 PM
2/4/2025	Wolsey-Wessington (DH)	Kimball	4:00 PM
2/7/2025	Ethan (DH)	Kimball	4:00 PM
2/11/2025	Lyman	Lyman	6:30 PM
2/13/2025	Burke	Burke	6:30 PM
2/15/2025	Sacred Hoops Classic	Chamberlain	TBA
2/18/2025	Wessington Springs (DH)	Wessington Springs	5:15 PM
2/20/2025	ACDC (DH)	Kimball	4:00 PM
2/28/2025	Freeman	Freeman	6:30 PM
March 3, 4, & 7	Regions	TBD	TBD
3/11/2025	SoDak 16	TBD	TBD



2024-25 KWLPG Wrestling Schedule

Date	Opponent	Location	Time
12/7/2024	KWLPG Invite	Kimball	10:00 AM
12/14/2024	Faulkton Invite	Faulkton	10:00 AM
12/19/2024	Triangular (Parkston, Burke-Gregory, KWLPG)	Platte	5:30 PM
12/21/2024	Titan Invite	Plankinton	9:30 AM
1/4/2025	McCook Central/Montrose Invite	Salem	9:00 AM
Jan. 10-11	Mid-Dakota Monster	Presho	11:00 AM
1/16/2025	Quad (Wessington Springs, W-NW, Howard, KWLPG)	Wessington Springs	5:00 PM
1/18/2025	Tri-Valley Invite	Colton	10:00 AM
1/21/2025	Quad (Wagner, MCM, Redfield, KWLPG)	White Lake	5:00 PM
1/24/2025	Triangular (Winner, Philip, KWLPG)	Winner	4:00 PM
2/1/2025	Wagner Invite	Wagner	10:00 AM
2/8/2025	Big Dakota	Ft.Pierre	10:00 AM
2/22/2025	Regions	Wagner	10:00 AM
Feb.27-28, March 1	State Tournament	Rapid City	TBD



CONCESSION STAND WORK SCHEDULE FOR SOPHOMORES AND JUNIORS

VOLLEYBALL GAMES (2024)

Date	Opponent	Parents	Workers	TIME OF EVENT**
Tuesday, August 27 th , 2024	Miller	Matt and Jayna Doering Clint and Becky Moore	Josh, Alexis, Ian, Lexus, Porsche, Madison, Landon	SEE BELOW
Thursday, September 5 th , 2024	Burke	Tad and Vicki McCord Greg and Emily Moeller	Lincoln, Landon, Jacob, Mariah, Sienna	SEE BELOW
Thursday, September 12 th , 2024	Tripp/Delmont/Armour	Charlie and Randi Christensen Josh and Katie Mohnen	Keaton, Koye, Adison, Kyza, Alexis (Ian and Jacob work until Football players get there)	SEE BELOW
Thursday, October 3, 2024	Hanson	Mike and Estelle Konechne Josh and Jessica Podzimek	Abby, Sienna, Keaton, Koye, Mariah (Josh and Lincoln work until Football players get there)	SEE BELOW

****The volleyball games either start at 4:00; 5:15, 5:30 OR 6:30, depending upon if there is a "C" game or not. You need to be there 30-45 minutes before the start of the game to finish setting up. I will have everything set up before I leave for the day, but I am unable to set the candy out or start the popcorn.**

****If you are playing Volleyball and down to work concession stand; I would like you to step in prior or after you are done playing (or both).**

****If you are out for football and/or cross country, please come to work as soon as you get showered up/cleaned up from practice.**

If there ever is a time you are not down to work but feel the need to step in and help -- please do so!

Teamwork builds success!

auditions for



Dakota  Players

Grades K-8

**Auditions: Mon., Sept. 16, 2024;
3:30-5:30pm**

WL school gym

***Some roles cast will rehearse from 6:00-8:00pm**

Performance: Sat., Sept. 21

Dakota Players is a 501(c)(3) non-profit organization



PTC NEWSLETTER: 2024-2025

PTC is an organization standing for **P**arents, **T**eachers, **C**hildren. We try to create events with these fundraisers to bring these groups of people together.

In this newsletter below, we have scheduled our upcoming events with a list of people responsible for certain jobs. Please check it over for your name(s). If you are unable to do your duties, please contact Jane or Brianna. Chairman you are responsible for calling and reminding those on your committee of their jobs. Please call us if you need phone numbers. We will contact the chairmen if there is a date/event change.

Any questions please feel free to call us.

Jane Suelflow (605) 770-6789 or Brianna Bogenhagen (605) 680-2247



August: Welcome Students and Staff Thursday August 15th

Find a creative way to welcome students and staff the first week of school.

Chairman: Reid & Jane Suelflow

Helper: Gerret & Laura Bergeleen



September: Homecoming spirit items with parade float September 9th – 13th

Set up KWL spirit items provided by PTC for purchase during the week of homecoming at the school. Also, create a PTC float and drive float through parade.

Chairman: Ben & Lily Konechne

Helper: Zane & Kayla Nightingale



October: Fall Conferences with Book Fair October 16th

Find a local business or prepare a meal for the teachers provided by PTC or parents and set it up in the teachers' lounge. Also, find a vendor and provide a book fair or equivalent to during conferences for parents.

Chairman: Ben & Brianna Bogenhagen

Helper: Jason & Teena Moeller

Helper: Austin Toupal & Audrey Chapman



November: American Education Week November 18th – 22nd

Find a creative way to celebrate American Education Week with staff, students, parents and the community.

Chairman: John & Tory Mohnen

Helper: Jordan & Angie Hanten



December: Root Beer Float Night during boys' basketball game at 6:30 on December 31st

Purchase ice-cream and root beer as well as paper supplies provided by PTC. Set up a table in the hall near the cafeteria and sell root beer floats to fans.

Chairman: Jerry and Stephanie Hettinger Helper: Paul & Danielle Assmus



January: Spelling Bee TBD

Help in the classrooms during the spelling bee.

Chairman: Kim York

Helper: Brianna Bogenhagen

Helper: Charlie Christensen



February: Spring Conferences February 26th

Find a local business or prepare a meal for the teachers provided by PTC or parents and set it up in the teachers' lounge.

Chairman: Ben and Calsie Donker

Helper: Andy Beckmann & Elizabeth Ewalt



March: St. Patrick's Day Fun Run March 15th

Set up a fun 5k run with participants dressing up in their best St. Patrick's attire.

Chairman: Reid & Jane Suelflow

Helper: Derek & Amy Glissendorf



April: Family Glow Dance (Sunday after Prom TBD)

Purchase water, juice and cupcake supplies provided by PTC for concession stand. Make cupcakes and bring to dance. Purchase glow bag items provided by PTC. Work at the dance.

Chairman: Rachel Steichen & Steven Steichen

Helper: Ross & Brooklyn Kieffer



May: Teacher Appreciation Week May 5th – 9th

Find a creative way to appreciate the teachers this week with Tuesday being the main day.

Chairman: Wyatt and Kara Krumvieda Helper: Matt and Emily Gillen

2024-2025 Music Booster Work List

OFFICERS: President/ Secretary – Jane Suelflow (605) 770-6789

Vice President/Treasurer – Annie Johnson (605) 770-5369

We are excited to start another great year of music in White Lake! As you know, the WL Music Boosters are dedicated to supporting our director, Mrs. Munsen, and all choir and band students. We strongly believe in the importance of music in the lives of our students and strive to provide them with the highest level of musical experiences possible!

Anyone with a child in vocal or instrumental music grades K-12 is a Music Booster. We also welcome grandparents, alumni and anyone with a love of music and a desire to pass that love on to our students.

Throughout the year we:

- Do a Homecoming float
- Supply refreshments at Homecoming Parade to each band member/flag corps
- Purchase Senior mothers' flowers and senior graduation statues
- Provide treats for our students during concert weeks
- Pay for miscellaneous items for the music department
- Give \$100 per student for vocal or band camp (available to all students) with \$50 for each additional camp attended if funds allow.
- Pay accompanists for concerts and contests

The following is a list of this year's activities and those assigned to work.

If you are unable to work the job assigned, you need to find a replacement or switch jobs with someone.

ACTIVITIES:

Sort/Hand Out Band Uniforms – 3rd Week of School – Mrs. Munsen and Annie Johnson

Homecoming Water for Band - September 13, 2024 – Jane Suelflow/Annie Johnson

Homecoming Float - Week of September 9-13, 2024 Troy & Barb Becker and WL Music Alumni

Ice Cream Treats -Week of Christmas and Spring Concerts (No nuts or Nut Oils Please) ****

- Troy & Kerry Fink -Christmas Concert
- Jed Houston & Shelly Johnson -Spring Concert

Music Booster Raffle - Raffle held for grades K – 5th TBD

***** More to follow, please be on the lookout on the next newsletter....**

Meetings are held typically first Monday's of the month at school library at 7:00 p.m.

If you have any questions, please contact Jane Suelflow or Annie Johnson.

Music Boosters support local businesses and purchases of needed items will be local when possible. Please contact Jane or Annie before purchasing supplies.

Thank You for your continued support!!

2024/25 School Calendar

August 2024						
Su	Mo	Tu	We	Th	Fr	Sa
				1	2	3
4	5	6	7	8	9	10
11	12	13	14	15	16	17
18	19	20	21	22	23	24
25	26	27	28	29	30	31

September 2024						
Su	Mo	Tu	We	Th	Fr	Sa
1	2	3	4	5	6	7
8	9	10	11	12	13	14
15	16	17	18	19	20	21
22	23	24	25	26	27	28
29	30					

October 2024						
Su	Mo	Tu	We	Th	Fr	Sa
		1	2	3	4	5
6	7	8	9	10	11	12
13	14	15	16	17	18	19
20	21	22	23	24	25	26
27	28	29	30	31		

November 2024						
Su	Mo	Tu	We	Th	Fr	Sa
					1	2
3	4	5	6	7	8	9
10	11	12	13	14	15	16
17	18	19	20	21	22	23
24	25	26	27	28	29	30

December 2024						
Su	Mo	Tu	We	Th	Fr	Sa
1	2	3	4	5	6	7
8	9	10	11	12	13	14
15	16	17	18	19	20	21
22	23	24	25	26	27	28
29	30	31				

January 2025						
Su	Mo	Tu	We	Th	Fr	Sa
			1	2	3	4
5	6	7	8	9	10	11
12	13	14	15	16	17	18
19	20	21	22	23	24	25
26	27	28	29	30	31	

February 2025						
Su	Mo	Tu	We	Th	Fr	Sa
						1
2	3	4	5	6	7	8
9	10	11	12	13	14	15
16	17	18	19	20	21	22
23	24	25	26	27	28	

March 2025						
Su	Mo	Tu	We	Th	Fr	Sa
						1
2	3	4	5	6	7	8
9	10	11	12	13	14	15
16	17	18	19	20	21	22
23	24	25	26	27	28	29
30	31					

April 2025						
Su	Mo	Tu	We	Th	Fr	Sa
		1	2	3	4	5
6	7	8	9	10	11	12
13	14	15	16	17	18	19
20	21	22	23	24	25	26
27	28	29	30			

May 2025						
Su	Mo	Tu	We	Th	Fr	Sa
				1	2	3
4	5	6	7	8	9	10
11	12	13	14	15	16	17
18	19	20	21	22	23	24
25	26	27	28	29	30	31

Early out, TT(1:30):	Aug 23, Sep 20, Oct 17, Nov 8, Dec 13
	Jan 31, Mar 14, May 9
Early out, PTC(1:30):	Oct 16, Feb 26
Early out, Q(12:00):	Oct 25, Dec 20, Mar 7, May 14
No School:	Aug 30, Oct 18, Oct 21, Nov 27-29 Feb 28, Mar 21, Apr 18, Apr 21
First Day of Sem.:	Aug 19, Jan 6
Staff PD:	Aug 14, Aug 15, Jan 3, Feb 27

Federal holidays (No school) 2024/25

Sep 2, 2024	Labor Day	Dec 25, 2024	Christmas Day	Jan 20, 2025	Martin Luther King Day
Nov 28, 2024	Thanksgiving Day	Jan 1, 2025	New Year's Day	Feb 17, 2025	Presidents' Day

Prototype Household Application for Free and Reduced Price School Meals

Complete one application per household. Please use a pen (not a pencil).

**APPLY ONLINE:
RETURN TO (School/District Name):
ADDRESS:**

STEP 1 List ALL children, infants, and students up to and including grade 12. Attach another sheet of paper if you need space for more names.

List ALL children in the household. Do not forget to list infants, children attending other schools, children not in school, and children not applying for benefits. This includes children not related to you in your household.

Child's First Name	MI	Child's Last Name	Grade	Check all that apply				
				Foster Child	Migrant	Runaway	Homeless	
				<input type="checkbox"/>	<input type="checkbox"/>	<input type="checkbox"/>	<input type="checkbox"/>	<input type="checkbox"/>
				<input type="checkbox"/>	<input type="checkbox"/>	<input type="checkbox"/>	<input type="checkbox"/>	<input type="checkbox"/>
				<input type="checkbox"/>	<input type="checkbox"/>	<input type="checkbox"/>	<input type="checkbox"/>	<input type="checkbox"/>
				<input type="checkbox"/>	<input type="checkbox"/>	<input type="checkbox"/>	<input type="checkbox"/>	<input type="checkbox"/>
				<input type="checkbox"/>	<input type="checkbox"/>	<input type="checkbox"/>	<input type="checkbox"/>	<input type="checkbox"/>
				<input type="checkbox"/>	<input type="checkbox"/>	<input type="checkbox"/>	<input type="checkbox"/>	<input type="checkbox"/>
				<input type="checkbox"/>	<input type="checkbox"/>	<input type="checkbox"/>	<input type="checkbox"/>	<input type="checkbox"/>
				<input type="checkbox"/>	<input type="checkbox"/>	<input type="checkbox"/>	<input type="checkbox"/>	<input type="checkbox"/>
				<input type="checkbox"/>	<input type="checkbox"/>	<input type="checkbox"/>	<input type="checkbox"/>	<input type="checkbox"/>
				<input type="checkbox"/>	<input type="checkbox"/>	<input type="checkbox"/>	<input type="checkbox"/>	<input type="checkbox"/>
				<input type="checkbox"/>	<input type="checkbox"/>	<input type="checkbox"/>	<input type="checkbox"/>	<input type="checkbox"/>
				<input type="checkbox"/>	<input type="checkbox"/>	<input type="checkbox"/>	<input type="checkbox"/>	<input type="checkbox"/>
				<input type="checkbox"/>	<input type="checkbox"/>	<input type="checkbox"/>	<input type="checkbox"/>	<input type="checkbox"/>
				<input type="checkbox"/>	<input type="checkbox"/>	<input type="checkbox"/>	<input type="checkbox"/>	<input type="checkbox"/>
				<input type="checkbox"/>	<input type="checkbox"/>	<input type="checkbox"/>	<input type="checkbox"/>	<input type="checkbox"/>
				<input type="checkbox"/>	<input type="checkbox"/>	<input type="checkbox"/>	<input type="checkbox"/>	<input type="checkbox"/>
				<input type="checkbox"/>	<input type="checkbox"/>	<input type="checkbox"/>	<input type="checkbox"/>	<input type="checkbox"/>
				<input type="checkbox"/>	<input type="checkbox"/>	<input type="checkbox"/>	<input type="checkbox"/>	<input type="checkbox"/>
				<input type="checkbox"/>	<input type="checkbox"/>	<input type="checkbox"/>	<input type="checkbox"/>	<input type="checkbox"/>
				<input type="checkbox"/>	<input type="checkbox"/>	<input type="checkbox"/>	<input type="checkbox"/>	<input type="checkbox"/>
				<input type="checkbox"/>	<input type="checkbox"/>	<input type="checkbox"/>	<input type="checkbox"/>	<input type="checkbox"/>
				<input type="checkbox"/>	<input type="checkbox"/>	<input type="checkbox"/>	<input type="checkbox"/>	<input type="checkbox"/>

If you checked any of these boxes, please refer to the Application Instructions Step 1: Part C & Part D.

STEP 2 Do any household members (including you) participate in: SNAP, TANF, or FDIPI?

NO → Go to STEP 3. YES → Write case number here and proceed to STEP 4.

CASE NUMBER (NOT EBT NUMBER):

Write only one case number in this space.

STEP 3 List ALL household members and income for each member (before taxes and deductions)

A. All Adult Household Members (Anyone who is living with you and shares income and expenses, even if not related, including you.)

List all Adult Household Members not listed in STEP 1 (including yourself) even if they do not receive income. For each Household Member listed, if they receive income, report total gross income (before taxes and deductions) for each source in whole dollars (no cents) only. If they do not receive income from any source, write '0'. If you enter '0' or leave any fields blank, you are certifying (promising) that there is no income to report.

Name of Adult Household Members (First and Last)	Earnings from Work	How often received?				Public Assistance, Child Support, Alimony	How often received?				Check if no Social Security Number <input type="checkbox"/>	Pensions, Retirement, Social Security, VA Benefits, All Other	How often received?			
		Weekly 2 Weeks	Every 2 Months	Monthly	Annual		Weekly 2 Weeks	Every 2 Months	Monthly	Annual			Weekly 2 Weeks	Every 2 Months	Monthly	Annual
	\$	<input type="radio"/>	<input type="radio"/>	<input type="radio"/>	<input type="radio"/>		<input type="radio"/>	<input type="radio"/>	<input type="radio"/>	<input type="radio"/>		\$	<input type="radio"/>	<input type="radio"/>	<input type="radio"/>	<input type="radio"/>
	\$	<input type="radio"/>	<input type="radio"/>	<input type="radio"/>	<input type="radio"/>		<input type="radio"/>	<input type="radio"/>	<input type="radio"/>	<input type="radio"/>		\$	<input type="radio"/>	<input type="radio"/>	<input type="radio"/>	<input type="radio"/>
	\$	<input type="radio"/>	<input type="radio"/>	<input type="radio"/>	<input type="radio"/>		<input type="radio"/>	<input type="radio"/>	<input type="radio"/>	<input type="radio"/>		\$	<input type="radio"/>	<input type="radio"/>	<input type="radio"/>	<input type="radio"/>
	\$	<input type="radio"/>	<input type="radio"/>	<input type="radio"/>	<input type="radio"/>		<input type="radio"/>	<input type="radio"/>	<input type="radio"/>	<input type="radio"/>		\$	<input type="radio"/>	<input type="radio"/>	<input type="radio"/>	<input type="radio"/>
	\$	<input type="radio"/>	<input type="radio"/>	<input type="radio"/>	<input type="radio"/>		<input type="radio"/>	<input type="radio"/>	<input type="radio"/>	<input type="radio"/>		\$	<input type="radio"/>	<input type="radio"/>	<input type="radio"/>	<input type="radio"/>
	\$	<input type="radio"/>	<input type="radio"/>	<input type="radio"/>	<input type="radio"/>		<input type="radio"/>	<input type="radio"/>	<input type="radio"/>	<input type="radio"/>		\$	<input type="radio"/>	<input type="radio"/>	<input type="radio"/>	<input type="radio"/>
	\$	<input type="radio"/>	<input type="radio"/>	<input type="radio"/>	<input type="radio"/>		<input type="radio"/>	<input type="radio"/>	<input type="radio"/>	<input type="radio"/>		\$	<input type="radio"/>	<input type="radio"/>	<input type="radio"/>	<input type="radio"/>
	\$	<input type="radio"/>	<input type="radio"/>	<input type="radio"/>	<input type="radio"/>		<input type="radio"/>	<input type="radio"/>	<input type="radio"/>	<input type="radio"/>		\$	<input type="radio"/>	<input type="radio"/>	<input type="radio"/>	<input type="radio"/>
	\$	<input type="radio"/>	<input type="radio"/>	<input type="radio"/>	<input type="radio"/>		<input type="radio"/>	<input type="radio"/>	<input type="radio"/>	<input type="radio"/>		\$	<input type="radio"/>	<input type="radio"/>	<input type="radio"/>	<input type="radio"/>
	\$	<input type="radio"/>	<input type="radio"/>	<input type="radio"/>	<input type="radio"/>		<input type="radio"/>	<input type="radio"/>	<input type="radio"/>	<input type="radio"/>		\$	<input type="radio"/>	<input type="radio"/>	<input type="radio"/>	<input type="radio"/>
	\$	<input type="radio"/>	<input type="radio"/>	<input type="radio"/>	<input type="radio"/>		<input type="radio"/>	<input type="radio"/>	<input type="radio"/>	<input type="radio"/>		\$	<input type="radio"/>	<input type="radio"/>	<input type="radio"/>	<input type="radio"/>
	\$	<input type="radio"/>	<input type="radio"/>	<input type="radio"/>	<input type="radio"/>		<input type="radio"/>	<input type="radio"/>	<input type="radio"/>	<input type="radio"/>		\$	<input type="radio"/>	<input type="radio"/>	<input type="radio"/>	<input type="radio"/>
	\$	<input type="radio"/>	<input type="radio"/>	<input type="radio"/>	<input type="radio"/>		<input type="radio"/>	<input type="radio"/>	<input type="radio"/>	<input type="radio"/>		\$	<input type="radio"/>	<input type="radio"/>	<input type="radio"/>	<input type="radio"/>
	\$	<input type="radio"/>	<input type="radio"/>	<input type="radio"/>	<input type="radio"/>		<input type="radio"/>	<input type="radio"/>	<input type="radio"/>	<input type="radio"/>		\$	<input type="radio"/>	<input type="radio"/>	<input type="radio"/>	<input type="radio"/>
	\$	<input type="radio"/>	<input type="radio"/>	<input type="radio"/>	<input type="radio"/>		<input type="radio"/>	<input type="radio"/>	<input type="radio"/>	<input type="radio"/>		\$	<input type="radio"/>	<input type="radio"/>	<input type="radio"/>	<input type="radio"/>
	\$	<input type="radio"/>	<input type="radio"/>	<input type="radio"/>	<input type="radio"/>		<input type="radio"/>	<input type="radio"/>	<input type="radio"/>	<input type="radio"/>		\$	<input type="radio"/>	<input type="radio"/>	<input type="radio"/>	<input type="radio"/>
	\$	<input type="radio"/>	<input type="radio"/>	<input type="radio"/>	<input type="radio"/>		<input type="radio"/>	<input type="radio"/>	<input type="radio"/>	<input type="radio"/>		\$	<input type="radio"/>	<input type="radio"/>	<input type="radio"/>	<input type="radio"/>
	\$	<input type="radio"/>	<input type="radio"/>	<input type="radio"/>	<input type="radio"/>		<input type="radio"/>	<input type="radio"/>	<input type="radio"/>	<input type="radio"/>		\$	<input type="radio"/>	<input type="radio"/>	<input type="radio"/>	<input type="radio"/>
	\$	<input type="radio"/>	<input type="radio"/>	<input type="radio"/>	<input type="radio"/>		<input type="radio"/>	<input type="radio"/>	<input type="radio"/>	<input type="radio"/>		\$	<input type="radio"/>	<input type="radio"/>	<input type="radio"/>	<input type="radio"/>
	\$	<input type="radio"/>	<input type="radio"/>	<input type="radio"/>	<input type="radio"/>		<input type="radio"/>	<input type="radio"/>	<input type="radio"/>	<input type="radio"/>		\$	<input type="radio"/>	<input type="radio"/>	<input type="radio"/>	<input type="radio"/>
	\$	<input type="radio"/>	<input type="radio"/>	<input type="radio"/>	<input type="radio"/>		<input type="radio"/>	<input type="radio"/>	<input type="radio"/>	<input type="radio"/>		\$	<input type="radio"/>	<input type="radio"/>	<input type="radio"/>	<input type="radio"/>
	\$	<input type="radio"/>	<input type="radio"/>	<input type="radio"/>	<input type="radio"/>		<input type="radio"/>	<input type="radio"/>	<input type="radio"/>	<input type="radio"/>		\$	<input type="radio"/>	<input type="radio"/>	<input type="radio"/>	<input type="radio"/>
	\$	<input type="radio"/>	<input type="radio"/>	<input type="radio"/>	<input type="radio"/>		<input type="radio"/>	<input type="radio"/>	<input type="radio"/>	<input type="radio"/>		\$	<input type="radio"/>	<input type="radio"/>	<input type="radio"/>	<input type="radio"/>
	\$	<input type="radio"/>	<input type="radio"/>	<input type="radio"/>	<input type="radio"/>		<input type="radio"/>	<input type="radio"/>	<input type="radio"/>	<input type="radio"/>		\$	<input type="radio"/>	<input type="radio"/>	<input type="radio"/>	<input type="radio"/>
	\$	<input type="radio"/>	<input type="radio"/>	<input type="radio"/>	<input type="radio"/>		<input type="radio"/>	<input type="radio"/>	<input type="radio"/>	<input type="radio"/>		\$	<input type="radio"/>	<input type="radio"/>	<input type="radio"/>	<input type="radio"/>
	\$	<input type="radio"/>	<input type="radio"/>	<input type="radio"/>	<input type="radio"/>		<input type="radio"/>	<input type="radio"/>	<input type="radio"/>	<input type="radio"/>		\$	<input type="radio"/>	<input type="radio"/>	<input type="radio"/>	<input type="radio"/>
	\$	<input type="radio"/>	<input type="radio"/>	<input type="radio"/>	<input type="radio"/>		<input type="radio"/>	<input type="radio"/>	<input type="radio"/>	<input type="radio"/>		\$	<input type="radio"/>	<input type="radio"/>	<input type="radio"/>	<input type="radio"/>
	\$	<input type="radio"/>	<input type="radio"/>	<input type="radio"/>	<input type="radio"/>		<input type="radio"/>	<input type="radio"/>	<input type="radio"/>	<input type="radio"/>		\$	<input type="radio"/>	<input type="radio"/>	<input type="radio"/>	<input type="radio"/>
	\$	<input type="radio"/>	<input type="radio"/>	<input type="radio"/>	<input type="radio"/>		<input type="radio"/>	<input type="radio"/>	<input type="radio"/>	<input type="radio"/>		\$	<input type="radio"/>	<input type="radio"/>	<input type="radio"/>	<input type="radio"/>
	\$	<input type="radio"/>	<input type="radio"/>	<input type="radio"/>	<input type="radio"/>		<input type="radio"/>	<input type="radio"/>	<input type="radio"/>	<input type="radio"/>		\$	<input type="radio"/>	<input type="radio"/>	<input type="radio"/>	<input type="radio"/>
	\$	<input type="radio"/>	<input type="radio"/>	<input type="radio"/>	<input type="radio"/>		<input type="radio"/>	<input type="radio"/>	<input type="radio"/>	<input type="radio"/>		\$	<input type="radio"/>	<input type="radio"/>	<input type="radio"/>	<input type="radio"/>
	\$	<input type="radio"/>	<input type="radio"/>	<input type="radio"/>	<input type="radio"/>		<input type="radio"/>	<input type="radio"/>	<input type="radio"/>	<input type="radio"/>		\$	<input type="radio"/>	<input type="radio"/>	<input type="radio"/>	<input type="radio"/>
	\$	<input type="radio"/>	<input type="radio"/>	<input type="radio"/>	<input type="radio"/>		<input type="radio"/>	<input type="radio"/>	<input type="radio"/>	<input type="radio"/>		\$	<input type="radio"/>	<input type="radio"/>	<input type="radio"/>	<input type="radio"/>
	\$	<input type="radio"/>	<input type="radio"/>	<input type="radio"/>	<input type="radio"/>		<input type="radio"/>	<input type="radio"/>	<input type="radio"/>	<input type="radio"/>		\$	<input type="radio"/>	<input type="radio"/>	<input type="radio"/>	<input type="radio"/>
	\$	<input type="radio"/>	<input type="radio"/>	<input type="radio"/>	<input type="radio"/>		<input type="radio"/>	<input type="radio"/>	<input type="radio"/>	<input type="radio"/>		\$	<input type="radio"/>	<input type="radio"/>	<input type="radio"/>	<input type="radio"/>
	\$	<input type="radio"/>	<input type="radio"/>	<input type="radio"/>	<input type="radio"/>		<input type="radio"/>	<input type="radio"/>	<input type="radio"/>	<input type="radio"/>		\$	<input type="radio"/>	<input type="radio"/>	<input type="radio"/>	<input type="radio"/>
	\$	<input type="radio"/>	<input type="radio"/>	<input type="radio"/>	<input type="radio"/>		<input type="radio"/>	<input type="radio"/>	<input type="radio"/>	<input type="radio"/>		\$	<input type="radio"/>	<input type="radio"/>	<input type="radio"/>	<input type="radio"/>
	\$	<input type="radio"/>	<input type="radio"/>	<input type="radio"/>	<input type="radio"/>		<input type="radio"/>	<input type="radio"/>	<input type="radio"/>	<input type="radio"/>		\$	<input type="radio"/>	<input type="radio"/>	<input type="radio"/>	<input type="radio"/>
	\$	<input type="radio"/>	<input type="radio"/>	<input type="radio"/>	<input type="radio"/>		<input type="radio"/>	<input type="radio"/>	<input type="radio"/>	<input type="radio"/>		\$	<input type="radio"/>	<input type="radio"/>	<input type="radio"/>	<input type="radio"/>
	\$	<input type="radio"/>	<input type="radio"/>	<input type="radio"/>	<input type="radio"/>		<input type="radio"/>	<input type="radio"/>	<input type="radio"/>	<input type="radio"/>		\$	<input type="radio"/>	<input type="radio"/>	<input type="radio"/>	<input type="radio"/>
	\$	<input type="radio"/>	<input type="radio"/>	<input type="radio"/>	<input type="radio"/>		<input type="radio"/>	<input type="radio"/>	<input type="radio"/>	<input type="radio"/>		\$	<input type="radio"/>	<input type="radio"/>	<input type="radio"/>	<input type="radio"/>
	\$	<input type="radio"/>	<input type="radio"/>	<input type="radio"/>	<input type="radio"/>		<input type="radio"/>	<input type="radio"/>	<input type="radio"/>	<input type="radio"/>		\$	<input type="radio"/>	<input type="radio"/>	<input type="radio"/>	<input type="radio"/>
	\$	<input type="radio"/>	<input type="radio"/>	<input type="radio"/>	<input type="radio"/>		<input type="radio"/>	<input type="radio"/>	<input type="radio"/>	<input type="radio"/>		\$	<input type="radio"/>	<input type="radio"/>	<input type="radio"/>	<input type="radio"/>
	\$	<input type="radio"/>	<input type="radio"/>	<input type="radio"/>	<input type="radio"/>		<input type="radio"/>	<input type="radio"/>	<input type="radio"/>	<input type="radio"/>		\$	<input type="radio"/>	<input type="radio"/>	<input type="radio"/>	<input type="radio"/>
	\$	<input type="radio"/>	<input type="radio"/>	<input type="radio"/>	<input type="radio"/>		<input type="radio"/>	<input type="radio"/>	<input type="radio"/>	<input type="radio"/>		\$	<input type="radio"/>	<input type="radio"/>	<input type="radio"/>	<input type="radio"/>
	\$	<input type="radio"/>	<input type="radio"/>	<input type="radio"/>	<input type="radio"/>		<input type="radio"/>	<input type="radio"/>	<input type="radio"/>	<input type="radio"/>		\$	<input type="radio"/>	<input type="radio"/>	<input type="radio"/>	<input type="radio"/>
	\$	<input type="radio"/>	<input type="radio"/>	<input type="radio"/>	<input type="radio"/>		<input type="radio"/>	<input type="radio"/>	<input type="radio"/>	<input type="radio"/>		\$	<input type="radio"/>	<input type="radio"/>	<input type="radio"/>	<input type="radio"/>
	\$	<input type="radio"/>	<input type="radio"/>	<input type="radio"/>	<input type="radio"/>		<input type="radio"/>	<input type="radio"/>	<input type="radio"/>	<input type="radio"/>		\$	<input type="radio"/>	<input type="radio"/>	<input type="radio"/>	<input type="radio"/>
	\$	<input type="radio"/>	<input type="radio"/>	<input type="radio"/>	<input type="radio"/>		<input type="radio"/>	<input type="radio"/>	<input type="radio"/>	<input type="radio"/>		\$	<input type="radio"/>	<input type="radio"/>	<input type="radio"/>	<input type="radio"/>
	\$	<input type="radio"/>	<input type="radio"/>	<input type="radio"/>	<input type="radio"/>		<input type="radio"/>	<input type="radio"/>	<input type="radio"/>	<input type="radio"/>		\$	<input type="radio"/>	<input type="radio"/>	<input type="radio"/>	<input type="radio"/>
	\$	<input type="radio"/>	<input type="radio"/>	<input type="radio"/>	<input type="radio"/>		<input type="radio"/>	<input type="radio"/>	<input type="radio"/>	<input type="radio"/>		\$	<input type="radio"/>	<input type="radio"/>	<input type="radio"/>	<input type="radio"/>
	\$	<input type="radio"/>	<input type="radio"/>	<input type="radio"/>	<input type="radio"/>		<input type="radio"/>	<input type="radio"/>	<input type="radio"/>	<input type="radio"/>		\$	<input type="radio"/>	<input type="radio"/>	<input type="radio"/>	<input type="radio"/>
	\$	<input type="radio"/>	<input type="radio"/>	<input type="radio"/>	<input type="radio"/>		<input type="radio"/>	<input type="radio"/>	<input type="radio"/>	<input type="radio"/>		\$	<input type="radio"/>	<input type="radio"/>	<input type="radio"/>	<input type="radio"/>
	\$	<input type="radio"/>	<input type="radio"/>	<input type="radio"/>	<input type="radio"/>		<input type="radio"/>	<input type="radio"/>	<input type="radio"/>	<input type="radio"/>		\$	<input type="radio"/>	<input type="radio"/>	<input type="radio"/>	<input type="radio"/>
	\$	<input type="radio"/>	<input type="radio"/>	<input type="radio"/>	<input type="radio"/>		<input type="radio"/>	<input type="radio"/>	<input type="radio"/>	<input type="radio"/>		\$	<input type="radio"/>	<input type="radio"/>	<input type="radio"/>	<input type="radio"/>
	\$	<input type="radio"/>	<input type="radio"/>	<input type="radio"/>	<input type="radio"/>		<input type="radio"/>	<input type="radio"/>	<input type="radio"/>	<input type="radio"/>		\$	<input type="radio"/>	<input type="radio"/>	<input type="radio"/>	<input type="radio"/>
	\$	<input type="radio"/>	<input type="radio"/>	<input type="radio"/>	<input type="radio"/>		<input type="radio"/>	<input type="radio"/>	<input type="radio"/>	<input type="radio"/>		\$	<input type="radio"/>	<input type="radio"/>	<input type="radio"/>	<input type="radio"/>
	\$	<input type="radio"/>	<input type="radio"/>	<input type="radio"/>	<input type="radio"/>		<input type="radio"/>	<input type="radio"/>	<input type="radio"/>	<input type="radio"/>		\$	<input type="radio"/>	<input type="radio"/>	<input type="radio"/>	<input type="radio"/>
	\$	<input type="radio"/>	<input type="radio"/>	<input type="radio"/>	<input type="radio"/>		<input type="radio"/>	<input type="radio"/>	<input type="radio"/>	<input type="radio"/>		\$	<input type="radio"/>	<input type="radio"/>	<input type="radio"/>	<input type="radio"/>
	\$	<input type="radio"/>	<input type="radio"/>	<input type="radio"/>	<input type="radio"/>		<input type="radio"/>	<input type="radio"/>	<input type="radio"/>	<input type="radio"/>		\$	<input type="radio"/>	<input type="radio"/>	<input type="radio"/>	<input type="radio"/>
	\$	<input type="radio"/>	<input type="radio"/>	<input type="radio"/>	<input type="radio"/>		<input type="radio"/>	<input type="radio"/>	<input type="radio"/>	<input type="radio"/>		\$	<input type="radio"/>	<input type="radio"/>	<input type="radio"/>	<input type="radio"/>
	\$	<input type="radio"/>	<input type="radio"/>	<input type="radio"/>	<input type="radio"/>		<input type="radio"/>	<input type="radio"/>	<input type="radio"/>	<input type="radio"/>		\$	<input type="radio"/>	<input type="radio"/>	<input type="radio"/>	<input type="radio"/>
	\$	<input type="radio"/>	<input type="radio"/>	<input type="radio"/>	<input type="radio"/>		<input type="radio"/>	<input type="radio"/>								

SOURCES AND EXAMPLES OF INCOME

For additional information on income, please refer to the instructions that accompany this application.

Sources of Income		Examples of Income for Children
Earnings from Work <ul style="list-style-type: none"> • Salary, wages, cash bonuses, tips, commissions • Net income from self-employment (farm or business) 	Public Assistance/Alimony/Child Support <ul style="list-style-type: none"> • Unemployment benefits • Workers' compensation • Supplemental Security Income (SSI) • Cash assistance from State or local government • Alimony payments • Child support payments • Veterans benefits • Strike benefits 	<ul style="list-style-type: none"> • A child has a regular full or part-time job where they earn a salary or wages • A child is blind or disabled and receives Social Security benefits • A parent is disabled, retired, or deceased, and their child receives Social Security benefits • A friend or extended family member regularly gives a child spending money • A child receives regular income from a private pension fund, annuity, or trust
If you are in the U.S. Military: <ul style="list-style-type: none"> • Basic pay and cash bonuses (do NOT include combat pay, FSSA, or privatized housing allowances) • Allowances for off-base housing, food, and clothing 	Pensions/Retirement/All other sources of income <ul style="list-style-type: none"> • Social Security/Disability (including railroad retirement and black lung benefits) • Private Pensions or disability benefits • Income from trusts or estates • Annuities • Investment income • Earned interest • Rental income • Regular cash payments from outside household 	

OPTIONAL Children's ethnic and racial identities. This information is kept confidential and may be protected by the Privacy Act of 1974.

We are required to ask for information about your children's race and ethnicity. This information is important and helps to make sure we are fully serving our community. Responding to this section is optional and does not affect your children's eligibility for free or reduced price meals.

Ethnicity (check one): Hispanic or Latino (A person of Cuban, Mexican, Puerto Rican, South or Central American, or other Spanish Culture or origin, regardless of race) Not Hispanic or Latino
 American Indian or Alaska Native Asian Black or African American Native Hawaiian or Other Pacific Islander White

Return this completed form to your child's school. *Do not mail, fax, or email completed applications to the U.S. Department of Agriculture Office of the Assistant Secretary for Civil Rights.

DO NOT FILL OUT For school use only.

Annual Income Conversion: Weekly x 52, Every 2 Weeks x 26, Twice a Month x 24, Monthly x 12. Do not annualize income to determine eligibility unless more than one income frequency is listed.

Total Income	How often?	Household size	Categorical Eligibility	Eligibility
	<input type="radio"/> Weekly <input type="radio"/> Every 2 Weeks <input type="radio"/> 2x/Month <input type="radio"/> Monthly <input type="radio"/> Annual		<input type="checkbox"/>	<input type="radio"/> Free <input type="radio"/> Reduced <input type="radio"/> Denied
Determining Official's Signature	Date	Confirming Official's Signature	Date	Verifying Official's Signature

Use of Information Statement

The Richard B. Russell National School Lunch Act requires that we use information from this application to see who qualifies for free or reduced price meals. We can only approve complete forms. We may share your eligibility information with education, health, and nutrition programs to help them deliver program benefits to your household. Inspectors and law enforcement may also use your information to make sure that program rules are met.

Please be sure to provide the last four numbers of the Social Security number of the adult household member who signs the application. If the adult does not have one, Check if no Social Security Number. Applications for a foster child do not need to list a Social Security number. Applications for children in households receiving Supplemental Nutrition Assistance Program (SNAP) or Temporary Assistance for Needy Families (TANF) or Food Distribution Program on Indian Reservations (FDPIR) do not need to list a Social Security number. Some children qualify for free meals without an application. Please contact your school to get free meals for a foster child, and children who are homeless, migrant, or runaway.

The contact information below is solely to file a complaint of discrimination

In accordance with federal civil rights law and U.S. Department of Agriculture (USDA) civil rights regulations and policies, this institution is prohibited from discriminating on the basis of race, color, national origin, sex (including gender identity and sexual orientation), disability, age, or reprisal or retaliation for prior civil rights activity. Program information may be made available in languages other than English. Persons with disabilities who require alternative means of communication to obtain program information (e.g., Braille, large print, audiotape, American Sign Language), should contact the responsible state or local agency that administers the program or USDA's TARGET Center at (202) 720-2600 (voice and TTY) or contact USDA through the Federal Relay Service at (800) 877-8339.

To file a program discrimination complaint, a Complainant should complete a Form AD-3027, USDA Program Discrimination Complaint Form which can be obtained online at: <https://www.usda.gov/sites/default/files/documents/ad-3027.pdf>, from any USDA office, by calling (866) 632-9992, or by writing a letter addressed to USDA. The letter must contain the complainant's name, address, telephone number, and a written description of the alleged discriminatory action in sufficient detail to inform the Assistant Secretary for Civil Rights (ASCR) about the nature and date of an alleged civil rights violation. The completed AD-3027 form or letter must be submitted to USDA by:

*MAIL: U.S. Department of Agriculture
 Office of the Assistant Secretary for Civil Rights
 1400 Independence Avenue, SW
 Washington, D.C. 20250-9410

*FAX: (833) 256-1665 or (202) 690-7442, or
 program.intake@usda.gov

*Do not mail applications to this address, only complaints of discrimination.

Return completed form to your child's school.

This institution is an equal opportunity provider.

FREQUENTLY ASKED QUESTIONS ABOUT FREE AND REDUCED-PRICE SCHOOL MEALS

Dear Parent/Guardian:

Children need healthy meals to learn. White Lake School District 1-3 offers healthy meals every school day. Breakfast costs are \$2.25; lunch costs are \$3.25 for Prek-5 AND \$3.50 for grades 6-12; and after school snack costs are \$1. **Your children may qualify for free meals or for reduced-price meals.** Reduced-price is \$.30 for breakfast, \$.40 for lunch, and \$.15 for snack. This packet includes an application for free or reduced-price meal benefits and a set of detailed instructions. Below are some common questions and answers to help you with the application process.

1. WHO CAN GET FREE OR REDUCED-PRICE MEALS?

- All children in households receiving benefits from SNAP, the Food Distribution Program on Indian Reservations (FDPIR), or TANF are eligible for free meals
- Foster children that are under the legal responsibility of a foster care agency or court are eligible for free meals
- Children participating in their school's Head Start program are eligible for free meals
- Children who meet the definition of homeless, runaway, or migrant are eligible for free meals
- Children may receive free or reduced-price meals if your household's income is within the limits on the Federal Income Eligibility Guidelines; your children may qualify for free or reduced-price meals if your household income falls at or below the limits on this chart

FEDERAL ELIGIBILITY INCOME CHART For School Year 2024-2025			
Household size	Yearly	Monthly	Weekly
1	\$27,861	\$2,322	\$536
2	\$37,814	\$3,152	\$728
3	\$47,767	\$3,981	\$919
4	\$57,720	\$4,810	\$1,110
5	\$67,673	\$5,640	\$1,302
6	\$77,626	\$6,469	\$1,493
7	\$87,579	\$7,299	\$1,685
8	\$97,532	\$8,128	\$1,876
Each additional person:	\$9,953	\$830	\$192

2. HOW DO I KNOW IF MY CHILDREN QUALIFY AS HOMELESS, MIGRANT, OR RUNAWAY? Do the members of your household lack a permanent address? Are you staying together in a shelter, hotel, or other temporary housing arrangement? Does your family relocate on a seasonal basis? Are any children living with you who have chosen to leave their prior family or household? If you believe children in your household meet these descriptions and haven't been told your children will get free meals, please call or e-mail Lori Peters, Food Service Director.
3. DO I NEED TO FILL OUT AN APPLICATION FOR EACH CHILD? **No.** Use one Free and Reduced-Price School Meals Application for all students in your household. We cannot approve an application that is not complete, so be sure to fill out all required information. Return the completed application to: Lori Peters, White Lake School, PO Box 246, White Lake, SD 57383.
4. SHOULD I FILL OUT AN APPLICATION IF I RECEIVED A LETTER THIS SCHOOL YEAR SAYING MY CHILDREN ARE ALREADY APPROVED FOR FREE MEALS? **No.** But please read the letter you got carefully and follow the instructions. If any children in your household were missing from your eligibility notification, contact Lori Peters right away so those children get benefits, too.
5. MY CHILD'S APPLICATION WAS APPROVED LAST YEAR. DO I NEED TO FILL OUT A NEW ONE? **YES.** Your child's application is only good for that school year and for the first few days of this school year. You must send in a new application unless the school told you that your child is eligible for the new school year.
6. I GET WIC OR MEDICAID. CAN MY CHILDREN GET FREE MEALS? Children in households participating in WIC or Medicaid **may** be eligible for free or reduced-price meals. WIC and Medicaid are **not** automatic qualifications. Please send in an application.
7. WILL THE INFORMATION I GIVE BE CHECKED? **Yes.** We may also ask you to send written proof of the household income you report.

8. IF I DON'T QUALIFY NOW, MAY I APPLY LATER? Yes. You may apply at any time during the school year. For example, children with a parent or guardian who becomes unemployed may become eligible for free and reduced-price meals if the household income drops below the income limit.
9. WHAT IF I DISAGREE WITH THE SCHOOL'S DECISION ABOUT MY APPLICATION? You should talk to school officials by calling Will Gottlob or Lori Peters. You also may ask for a hearing by calling or writing to: *Merlin Konechne, School Board President.*
10. MAY I APPLY IF SOMEONE IN MY HOUSEHOLD IS NOT A U.S. CITIZEN? Yes. You, your children, or other household members do not have to be U.S. citizens to apply for free or reduced-price meals.
11. WHAT IF MY INCOME IS NOT ALWAYS THE SAME? List the amount that you normally receive. For example, if you normally make \$1000 each month, but you missed some work last month and only made \$900, put down that you made \$1000 per month. If you normally get overtime, include it, but do not include it if you only work overtime sometimes. If you have lost a job or had your hours or wages reduced, use your current income.
12. WHAT IF MY INCOME CHANGES DURING THE YEAR OR MY SNAP, TANF, OR FDPIR BENEFITS CHANGE? If your application for free or reduced-price benefits was properly approved, you will remain eligible for those benefits for a certain period of time. You may visit with a school/center official to get the exact date the meal benefits will expire.
13. WHAT IF SOME HOUSEHOLD MEMBERS HAVE NO INCOME TO REPORT? Household members may not receive some types of income we ask you to report on the application or may not receive income at all. When this happens, please write a 0 in the field. However, if any income fields are left empty or blank, those will also be counted as zeroes. Please be careful when leaving income fields blank, as we will assume you meant to do so.
14. WE ARE IN THE MILITARY. DO WE REPORT OUR INCOME DIFFERENTLY? Your basic pay and cash bonuses must be reported as income. If you get any cash value allowances for off-base housing, food, or clothing, it must also be included as income. However, if your housing is part of the Military Housing Privatization Initiative, do not include your housing allowance as income. Family Subsistence Supplemental Allowance (FSSA) payments and any additional combat pay resulting from deployment are also excluded from income. IS COMBAT PAY COUNTED AS INCOME? No, if the combat pay is received in addition to the basic pay because of deployment and it was not received before deployment, combat pay is not counted as income. Contact your school for more information.
15. WILL YOU TELL ANYONE ELSE ABOUT THE INFORMATION ON MY FORM? We will use the information on your form to decide if your children should get free or reduced-price meals. We may inform officials associated with other child nutrition, health, and education programs of the information on your form to determine benefits for those programs or for funding and/or evaluation purposes.
16. WHAT IF THERE ISN'T ENOUGH SPACE ON THE APPLICATION FOR MY FAMILY? List any additional household members on a separate piece of paper and attach it to your application.
17. MY FAMILY NEEDS MORE HELP. ARE THERE OTHER PROGRAMS WE MIGHT APPLY FOR? Contact your local Department of Social Services office to find out how to apply for SNAP or other assistance benefits.
18. WHAT IF MY CHILD NEEDS SPECIAL FOODS? The school/center will make substitutions to the regular school meal for children whose disability restricts their diet when a physician certifies that disability. If the parent requests changes, the staff may choose to make substitutions for individual children who do not have a disability, but who cannot drink regular milk due to medical or other special dietary needs that are supported by a certified medical authority. These requests will be handled on a case-by-case basis. Please call the school/center food service department for further information to request special meals or milk.

If you have other questions or need help, call Lori Peters at 605-249-2251.

Sincerely,



**Lori Peters, Food Service Director
White Lake School District 1-3**

HOW TO APPLY FOR FREE AND REDUCED-PRICE SCHOOL MEALS

Please use these instructions to help you fill out the application for free or reduced-price school meals. You only need to submit **one** application per household, even if your children attend more than one school in White Lake School District 1-3. The application must be filled out completely to certify your children for free or reduced-price school meals. Please follow these instructions in order! Each step of the instructions is the same as the steps on your application. If at any time you are not sure what to do next, please contact Lori Peters, White Lake School District 1-3, PO Box 246, White Lake SD 57383 or 605-249-2251 or lori.peters@k12.sd.us.

PLEASE USE A PEN (NOT A PENCIL) WHEN FILLING OUT THE APPLICATION AND DO YOUR BEST TO PRINT CLEARLY.

STEP 1: LIST ALL HOUSEHOLD MEMBERS WHO ARE INFANTS, CHILDREN, AND STUDENTS UP TO AND INCLUDING GRADE 12.

Tell us how many infants, children, and school students live in your household. They do NOT have to be related to you to be a part of your household.

Who should I list here? When filling out this section, please include **ALL** members in your household who are:

- Children age 18 or under **AND** are supported with the household's income;
- In your care under a foster arrangement, or qualify as homeless, migrant, or runaway youth;
- Students attending White Lake School District 1-3, *regardless of age*

- A) **List each child's name.** For each child, print their first name, middle initial and last name. Use one line of the application for each child. If there are more children present than lines on the application, attach a second piece of paper with all required information for the additional children.
- B) **How old is the child? Is the child a student? What school/center does the child attend?** Fill in the information for the center or school to use.
- C) **Do you have any foster children?** If any children listed are foster children, mark the "Foster Child" box next to the child's name. **Foster children who live with you may count as members of your household and should be listed on your application.** If you are *only* applying for foster children, after completing STEP 1, skip to STEP 4 of the application and these instructions. If you are applying for both foster and non-foster children, go to step 3.
- D) **Are any children homeless, migrant, or runaway?** If you believe any child listed in this section may meet this description, please mark the "Homeless, Migrant, and Runaway" box next to the child's name and **complete all steps of the application.**

STEP 2: DO ANY HOUSEHOLD MEMBERS (INCLUDING YOU) CURRENTLY PARTICIPATE IN SNAP, TANF, OR FDPIR?

If anyone in your household participates in the assistance programs listed below, your children are eligible for free school meals:

- The Supplemental Nutrition Assistance Program (SNAP)
- Temporary Assistance for Needy Families (TANF)
- The Food Distribution Program on Indian Reservations (FDPIR)

- A) **IF NO ONE IN YOUR HOUSEHOLD PARTICIPATES IN ANY OF THE ABOVE LISTED PROGRAMS:**
- *Leave STEP 2 blank and go to STEP 3*
- B) **IF ANYONE IN YOUR HOUSEHOLD PARTICIPATES IN ANY OF THE ABOVE LISTED PROGRAMS:**
- *Write a case number for SNAP, TANF, or FDPIR.* You only need to write **one** case number. If you participate in one of these programs and do not know your case number, contact your local assistance office. **You must provide a case number on your application**
 - *Go to STEP 4*

STEP 3: REPORT INCOME FOR ALL HOUSEHOLD MEMBERS.

- A) Use the charts titled "**Sources of Income for Adults**" and "**Sources of Income for Children**," printed on the back side of the application form to determine if your household has income to report.

REPORT INCOME EARNED BY CHILDREN		
<ul style="list-style-type: none"> • Report all income earned or received by children. Report the combined gross income for ALL children listed in STEP 1 in your household in the box marked "Child Income." Only count foster children's income if you are applying for them together with the rest of your household • What is Child Income? Child income is money received from outside your household that is paid DIRECTLY to your children. Many households do not have any child income 		
REPORT INCOME EARNED BY ADULTS		
Who should I list here?		
<ul style="list-style-type: none"> • When filling out this section, please include ALL adult members in your household who are living with you and share income and expenses, even if they are not related and even if they do not receive income of their own • Do NOT include: <ul style="list-style-type: none"> ○ People who live with you but are not supported by your household's income AND do not contribute income to your household ○ Infants, children and students already listed in STEP 1 		
<p>a) List adult household members' names. Print the name of each household member in the boxes marked "Names of Adult Household Members (First and Last)." <u>Do not list any household members you listed in STEP 1.</u> If a child listed in STEP 1 has income, follow the instructions in STEP 3, part A.</p>	<p>b) Report earnings from work. Report all income from work in the "Earnings from Work" field on the application. This is usually the money received from working at jobs. If you are a self-employed business or farm owner, you will report your net income.</p> <p>What if I am self-employed? Report income from that work as a net amount. This is calculated by subtracting the total operating expenses of your business from its gross receipts or revenue.</p>	<p>c) Report income from public assistance/child support/alimony. Report all income that applies in the "Public Assistance/Child Support/Alimony" field on the application. <u>Do not report the cash value of any public assistance benefits NOT listed on the chart.</u> If income is received from child support or alimony, only report court-ordered payments. Informal but regular payments should be reported as "other" income in the next part.</p>
<p>d) Report income from pensions/retirement/all other income. Report all income that applies in the "Pensions/Retirement/ All Other Income" field on the application.</p>	<p>e) Report total household size. Enter the total number of household members in the field "Total Household Members (Children and Adults)." This number MUST be equal to the number of household members listed in STEP 1 and STEP 3. If there are any members of your household that you have not listed on the application, go back and add them. It is very important to list all household members, as the size of your household affects your eligibility for free and reduced-price meals.</p>	<p>f) Provide the last four digits of your Social Security Number. An adult household member must enter the last four digits of their Social Security Number in the space provided. You are eligible to apply for benefits even if you do not have a Social Security Number. If no adult household members have a Social Security Number, leave this space blank and mark the box to the right labeled "Check if no SSN."</p>

- B) Report all amounts in **GROSS INCOME ONLY**. Report all income in whole dollars. Do not include cents.
- Gross income is the total income received before taxes
 - Many people think of income as the amount they "take home" and not the total, "gross" amount. Make sure that the income you report on this application has NOT been reduced to pay for taxes, insurance premiums, or any other amounts taken from your pay.
- C) Write a "0" in any fields where there is no income to report. Any income fields left empty or blank will also be counted as a zero. If you write '0' or leave any fields blank, you are certifying (promising) that there is no income to report. If local officials suspect that your household income was reported incorrectly, your application will be investigated.
- D) Mark how often each type of income is received using the check boxes to the right of each field.

What if I am self-employed?

If you are self-employed, report income from that work as a **net** amount. This is calculated by subtracting the total operating expenses of your business from its gross receipts or revenue.

- E) To figure monthly income for self-employment/farming: The information to figure income from private business operation is to be taken from your U.S. Individual Income Tax Return – Schedule 1. Write the numbers from the corresponding tax form lines in the box below. Write it on the free/reduced-price meal application in the earnings column as annually. If it is a negative number, write it as zero on the application. All other income from the tax form must be listed separately for the person who earned it. Net loss carryover cannot be used to decrease the household income.

Line 1 of the IRS Form 1040 cannot be used to report income. Income from wages or salaries must be reported on the free/reduced price meal application for the most recent month by family member and frequency.

Line 7b (total income) and **Line 8b** (adjusted gross income) of the **IRS Form 1040** cannot be used for the purpose of applying for free and reduced-price meals.

The line items below are used to determine allowable self-employment income. Refer to the US Individual Income Tax Return Form 1040 – Schedule 1 under Part I, Additional Income section.

Line 3, Business Income (or loss)	\$	<p>NOTE: If any members of the household have income from wages or salary, the gross income from last month must be reported on the application form.</p> <p>This attachment is used only to report income from self-employment and/or farming.</p>
Line 4, Other Gains (or losses)	\$	
Line 5, Rental Real Estate, etc.	\$	
Line 6, Farm Income (or loss)	\$	
Line 8, Other Income	\$	
TOTAL OF ABOVE LINES:	\$	
Equals annual self-employment income**		

If the TOTAL OF THE ABOVE LINES is a negative number, it must be changed to zero before it is transferred to the free/reduced price meal application

**Report this amount on the free and reduced-price meal application in the category labeled "Farming/Pensions/Retirement/Other Income."

- F) **Report total household size.** Enter the total number of household members in the field "Total Household Members (Children and Adults)." This number **MUST** be equal to the number of household members listed in STEP 1 and STEP 3. If there are any members of your household that you have not listed on the application, go back and add them. It is very important to list all household members, as the size of your household determines your income cutoff for free and reduced-price meals.
- G) **Provide the last four digits of your Social Security Number.** The household's primary wage earner or another adult household member must enter the last four digits of their Social Security Number in the space provided. You are eligible to apply for benefits even if you do not have a Social Security Number. If no adult household members have a Social Security Number mark the box to the right labeled "Check if no SSN."

STEP 4: CONTACT INFORMATION AND ADULT SIGNATURE

*All applications must be signed by an adult member of the household. **By signing the application, that household member is promising that all information has been truthfully and completely reported.** Before completing this section, please also make sure you have read the privacy and civil rights statements on the back of the application.*

- A) **Provide your contact information.** Write your current address in the fields provided if this information is available. If you have no permanent address, this does not make your children ineligible for free or reduced-price school meals. Sharing a phone number, email address, or both is optional, but helps us reach you quickly if we need to contact you.
- B) **Sign and print your name.** Print your name in the box "Printed name of adult completing the form." Sign your name in the box "Signature of adult completing the form."
- C) **Write Today's Date.** In the space provided, write today's date in the box.
- D) **Share children's Racial and Ethnic Identities (optional).** On the back of the application, we ask you to share information about your children's race and ethnicity. This field is optional and does not affect your children's eligibility for free or reduced-price school meals; however, if you do not select a race/ethnicity, one will be selected for you based on visual observation.

White Lake Community
Daycare

Fundraiser

Pampered Chef Sale

Follow link to order

[https://table.pamperedchef.com/party/1306998dgz?
inviteSource=direct&t=1722903183864](https://table.pamperedchef.com/party/1306998dgz?inviteSource=direct&t=1722903183864)

OR

Contact Randi Christensen for more information
605-680-4208

pampered|chef.

— August Only —

Double Donations

Host a fundraiser for a charity near and dear to your heart in August and we'll double the donation!

Fundraiser Sales	Donation
\$200—\$649.99	10% 20%
\$650 or more	15% 30%

Ask me for details.

*Terms and conditions apply.

ATTENDANCE MATTERS

Missing a day of school here and there may not seem like much, but absences add up!

When a student misses **2** days a month..

They will miss 20 DAYS a year.

They will miss 30 HOURS of math over the school year.

They will miss 60 HOURS of reading & writing over the school year.

They will miss over 1 YEAR of school by graduation.

When a student misses **4** days a month..

They will miss 40 DAYS a year.

They will miss 60 HOURS of math over the school year.

They will miss 120 HOURS of reading & writing over the school year.

They will miss over 2 YEARS of school by graduation.

School Newsletter

Postal Patron

Non-Profit Org.
ECRWSS
US Postage Paid
White Lake, SD
Permit No. 6

White Lake School
District 1-3
Box 246
White Lake SD 57383

**Welcome back for the
2024-2025 school year!**
**We are hoping everyone had an
enjoyable Summer!**
**The Open House/
Registration is scheduled for
Thursday, August 15th from 5-7 pm.
(see poster enclosed for details)**